

# TODD MARINE ELECTRICAL SUPPLY

3411 Progress Road, Norfolk, VA 23502 Ph: (757) 855-3111 or (800) 304-8633  
 Fax: (757) 857-1665 www.toddmarine.net

**Our extensive stock includes products from the manufacturers listed below:**

Acme Electric  
 Advance Ballast  
 American Insulated Wire  
 Amprobe Instruments  
 Anamet  
 Band-it  
 Blackburn  
 Brand-Rex  
 Bryant Electric  
 Buchannan  
 Canusa-EMI  
 Catamount  
 Comsaco  
 Doane, L.C.  
 Dorn Equipment

E.T.C. Molex  
 Eiko Ltd. Lamps  
 Eurobox  
 Ferraz-Shawmut  
 GB Electrical  
 Gems Sensors Div.  
 Gerrard Strapping Sys.  
 Glenair  
 Hose McCann  
 Hubbell Wiring Devices  
 Ideal Industries  
 Interstate Batteries  
 Kern Eng. & Mfg.  
 Kroy

Magnetic Technologies  
 MCT Brattberg  
 Meltric  
 Micro-Switch  
 Mipco  
 Monroe Wire & Cable  
 Morse, M. K.  
 Mueller  
 National Eng. Products  
 Nelson Firestop

Nelson Stud Welding  
 NMP Corp.  
 NuTech Enterprises  
 Olympic Wire & Cable  
 Pauluhn  
 Penn El Service  
 Reelcraft Industries  
 Research Tool & Die  
 Roflan  
 Roovers  
 Russell-Stoll  
 Saf-T-Eze  
 Selecta Switch  
 Shawmut Fuse

Sprayway  
 Steel Electric Products  
 Sumitomo Electric  
 Synthesis Industries  
 Tabet Mfg.  
 Taylor  
 Thepitt Mfg.  
 Thomas & Betts  
 3M  
 Tridon  
 Tru-Weld Div.  
 Unistrut  
 U.S. Pioneer  
 Whitmor




## CORD CONNECTOR and PLUG

### Pin & Sleeve Type

U.S.C.G. Accepted, U.L. 498.  
 ABS high impact plastic, yellow colored to meet OSHA requirements.

**Ratings:** 20 amp 600V AC, 2 pole 3 wire, 3 pole 4 wire. Specify voltage as a suffix.



Description	Catalog No. Plug Only Male End	Catalog No. Female End	Catalog No. Complete Cord Connector
2 Pole 3 Wire	*420PP	422FC	426PC
3 Pole 4 Wire	*420-4PP	423-FC	426-4PC

\*For reverse service, add suffix "RS" to catalog number.



## FLUORESCENT CEILING FIXTURE – For Hazardous Locations

**Surface Mount – Weather Resistant**  
 U.S.C.G. Accepted, U.L. 924, 844 & 1598A  
 1 or 2 lamps: 17, 20, 32, 35, 40, 55 & 60 watt  
 1, 2 or 3 lamps: 17, 20, 32, 40 & 55 watt  
 T8 & T12 lamps (depending on wattage)  
 W: 7-9/16" H: 4-3/4" L: 29" or 53"



## WATERTIGHT SWITCHES and RECEPTACLES

**For Outdoor & Corrosive Environments**  
 Cast brass or copper-free aluminum with stainless steel hardware. 2P3W or 3P4W.  
**Approvals:** NEMA 5-15R, 6-15R, 5-20R, 6-20R, ABS, Type 4X and conforms to IP 66  
Surface-mount models:  
 1, 2 or 3 receptacles  
 1 or 2 receptacles w/double-pole switch  
Flush-mount models:  
 1 or 2 receptacles  
 1 receptacle w/double-pole switch



## ROTARY SWITCH BOXES

**For Outdoor & Corrosive Environments**  
 Cast brass or copper-free aluminum with stainless steel hardware. 20 Amp, 120/240v AC, 1 HP at 120v or 2 HP at 240v.  
 For rotary switch or 10 Amp 250v, 20 Amp 125v 1-1/2 HP toggle switch.  
**Approvals:** ABS, Type 4X; conforms to IP 66  
Round box models:  
 Single switch – surface or flush mount  
 3-way switch – surface mount  
Square box models:  
 Single switch – surface or flush mount  
 3-way switch – surface mount  
 2-gang box – surface mount



## VAPOR & WATERTIGHT LIGHTING FIXTURES

**For Incandescent Lamps**  
 Cast brass or copper-free aluminum with stainless steel hardware. Compact fluorescent models also available.

**Approvals:** UL 1598 & ABS; conforms to IP 66



Type 717



Type 729

### Ceiling Mount

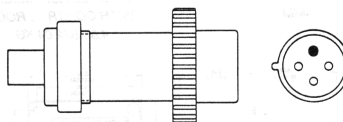
Desc.	Round Box		Square Box		Overall Height
	Brass	Alum.	Brass	Alum.	
100w max	717B	717A	717BQ	717AQ	9-1/8"
150w max	717B7	717A7	717BQ7	717AQ7	9-7/8"

### Wall or Flush Mount

Desc.	Wall Mount		Flush Mount		Overall Height
	Brass	Alum.	Brass	Alum.	
100w max	729B	729A	729BF	729AF	10-1/8"
150w max	729B7	729A7	729BF7	729AF7	10-7/8"



## REFRIGERATED CONTAINER PLUG #333MPXT



Polycarbonate plug and connector housings. Self-wiping and self-aligning pin and sleeve contacts, with set screw wire terminations.

32 Amp, 380/440 VAC, 3 Wire/4 Pole CEE-17 3h